

Details:

- Standard model is UL listed for Dry, Damp and Wet Location Use.
- Multiple electrical knockouts with easily removable wiring compartment cover.
- Durable powdercoated black finish.
- Compatible with any of Conveys 24v Constant Voltage Products.
- Separated High and Low Voltage wiring compartments.

Dimming Features:

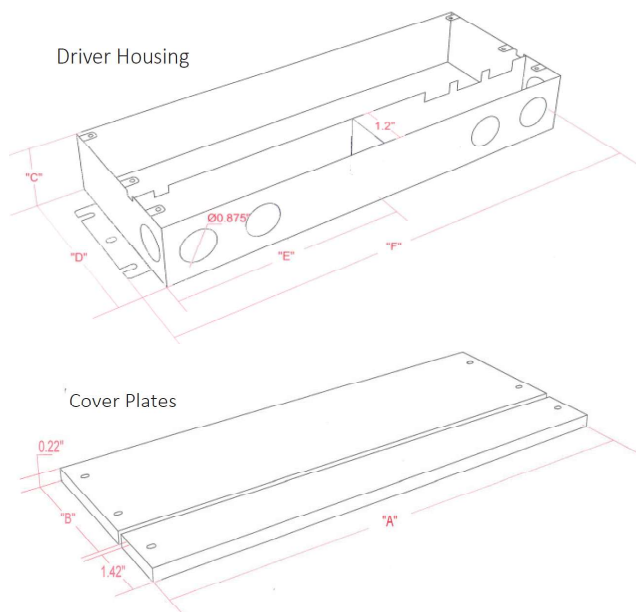
- PWM Dimming - 24v Driver and Bluetooth/Casambi all in One
- 1 Channel for Static White and Warm Dim Products
- 2 Channels for Tunable White Products
- 3 Channels for RGB Products
- 4 Channels for RGBW Products
- 5 Channels for RGBW+Tunable White Products

Optional Factory Installed Items:

- Cord/Plug - 9' 16/3 SJ Cord with Grounded Plug.
- MC Flex - 9' 14/3 MC Cable Flex.



Profile:



Dimensions (Inches) and Weight (lbs) Data: (Subject to Change)

Model	Weight	"A"	"B"	"C"	"D"	"E"	"F"
60w	2.2	6.9"	3.07"	1.70"	3.74"	3.54"	7.4"
96w	2.2	6.9"	3.07"	1.70"	3.74"	3.54"	7.4"
300w	4.5	11.61"	4.3"	1.70"	4.9"	3.54"	12.45"

Electrical Data

Output-Watts

Model	Amps @ 120v	Amps @ 277v	1 C	2C	3C	4C	5C
60w	0.51	0.22	1x60	2x30	3x20	4x15	5x12
96w	0.82	0.35	1x96	2x48	3x32	4x24	5x19
300w	2.56	1.08	1x300	2x150	3x100	4x75	5x60

Ordering Information:

Example:

T/PSU-24-BLE-300W-5C-CP9

Model:

Output Wattage:

Channels:

Options:

Refer to Covey Wiring
Diagrams.

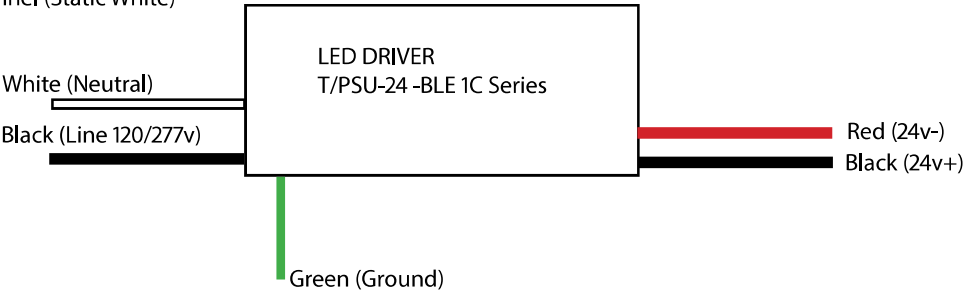
T/PSU-24-BLE

60W
96W
300W

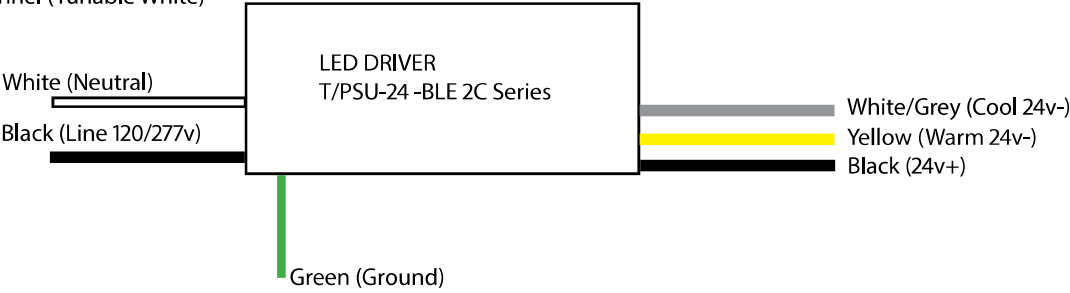
1C Static White
2C Tunable White
3C RGB
4C RGBW
5C RGB+TW

CP9 9' CORD/PLUG
FLEX 9' MC CABLE FLEX
RAL CUSTOM PAINT

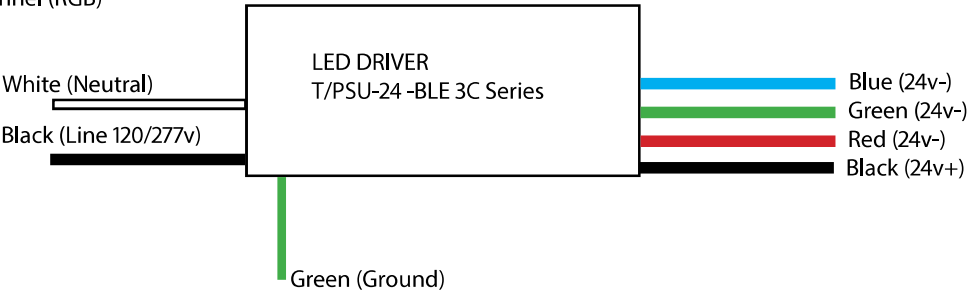
1 Channel (Static White)



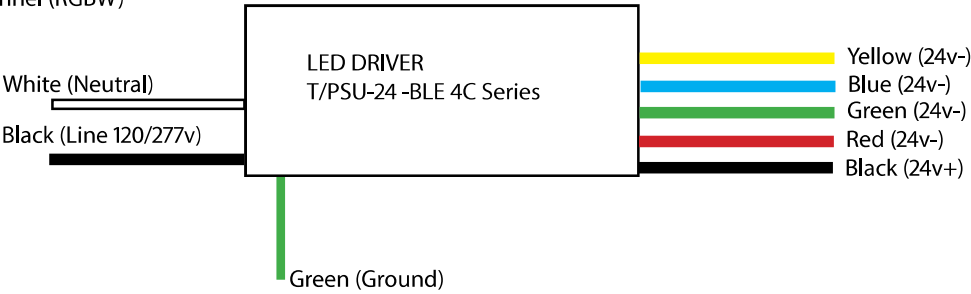
2 Channel (Tunable White)



3 Channel (RGB)



4 Channel (RGBW)



5 Channel (RGB+Tunable)

