

Flex2 Flextreme Top Bend Static White 3w

CONVEY

Details:


- Flexible Top Bendable LED profile.
- Standard product is rated for -13deg F to 212deg F
- "Dot" Free illumination.

Features:

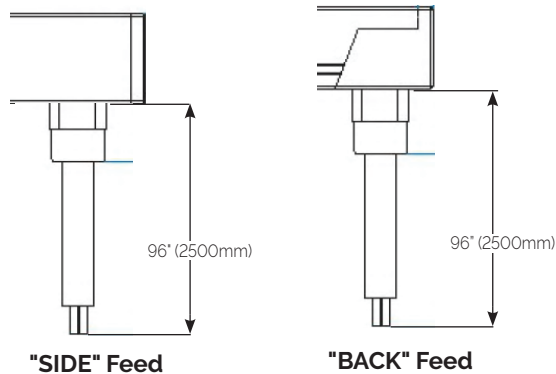
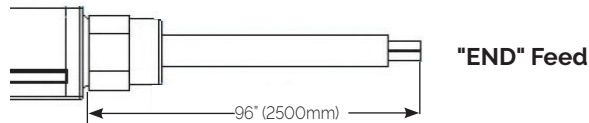
- Cut Segments in any length up to 16.4'
- Mounting via Clips, and flexible or straight channel.
- Factory Cutting only. This product cannot be field cut or modified.
- Standard with 96" Factory applied power feed.

Lighting Features:

- 120° beam spread
- 3 Year Warranty
- 90CRI Standard
- TM-30 data available at www.conveylighting.com




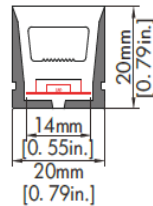
Feed Options:



Specifications:

Average Power Consumption	3.0W per Foot
Voltage	24V
Binning	3 step
Cut Increment	1.97"
Lumens @ 4000k / 90CRI	150lm/ft
Max. Connection	16.4'
IP Rating	IP67 Standard
Beam Angle	120 Degrees

Sectional View



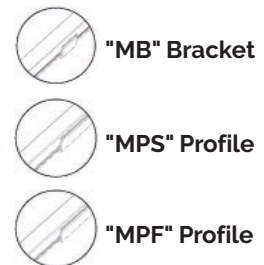
Refer to Side Bend (SB) Spec Sheet

Ordering Information:

Example:
FLEX2-FLEXTREME-TB-SW3.0-27-24-E-MB

Model:	CCT(White):	Voltage:	Feed Type:	Mounting:
<input type="text"/>	<input type="text"/>	<input type="text"/>	<input type="text"/>	<input type="text"/>
FLEX2-FLEXTREME-TB-SW4.3	18 1800K, 90CRI 22 2200K, 90CRI 24 2400K, 90CRI 27 2700K, 90CRI 30 3000K, 90CRI 35 3500K, 90CRI 40 4000K, 90CRI	24 24V DC	E End Feed S Side Feed B Back Feed	MB Bracket MPS Profile Straight MPF Profile Flexible

Mounting:



Higher than 40k available as special order. Stocked in 2700 and 3000k
Minimum purchase may apply for other CCT's.