

Details:


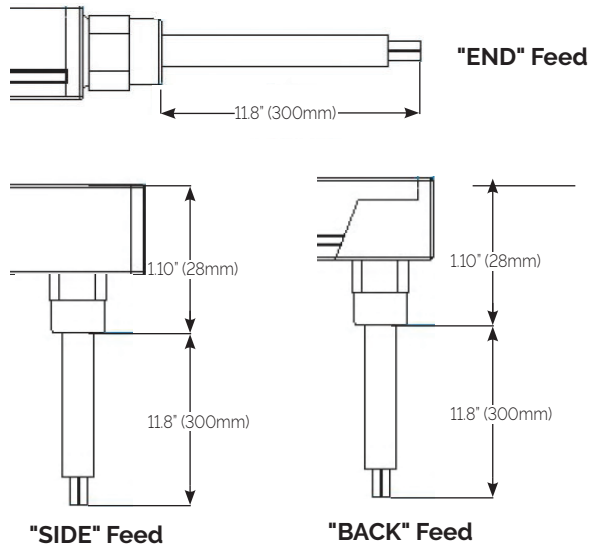
- Flexible and Dual Axis Bendable LED profile.
- Standard product is IP67 Rated for indoor and outdoor use.
- "Dot" Free

Features:

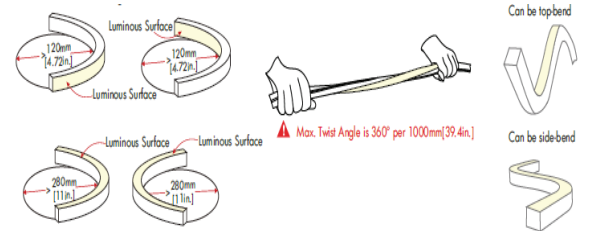
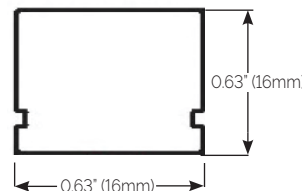
- Cut Segments in any length up to 16.4'
- Mounting via brackets, clips, straight or curved channel.
- Factory Cutting and Kiting Suggested.
- Power Leads and Connectors included at no charge.

Lighting Features:

- 120° beam spread
- 50,000hr. Life (L70) Indoors and 36,000hr Outdoors
- 90CRI Standard
- TM-30 data available at www.conveylighting.com

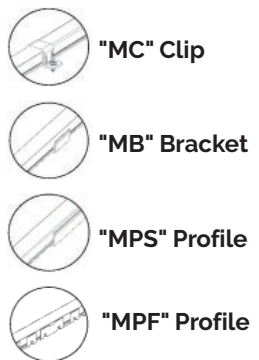
**Feed Options:****Specifications:**

Average Power Consumption	4.3W per Foot
Voltage	24V DC
Binning	3 step
Cut Increment	Any Length up to 16.4'
Lumens @ 4000k / 90CRI	260lm/ft
Max. Connection	16.4'
IP Rating	IP67 Standard
Beam Angle	120 Degrees

Sectional View**Ordering Information:**

Example:
FLEX2-4.3HO-SW-30-24-E-MC

Model:	CCT(White):	Voltage:	Feed Type:	Mounting:
<input type="text"/>	<input type="text"/>	<input type="text"/>	<input type="text"/>	<input type="text"/>
FLEX2-4.3HO-SW	18 1800K, 90CRI 22 2200K, 90CRI 24 2400K, 90CRI 27 2700K, 90CRI 30 3000K, 90CRI 35 3500K, 90CRI 40 4000K, 90CRI	24 24V DC	E End Feed S Side Feed B Back Feed	MC Clip MB Bracket MPS Profile Straight MPF Profile Flexible

Mounting:

Higher than 40k available as special order
Minimum purchase may apply