

Details:

- Round aluminum profile for use with Series LL2 LED Engines.
- Stocked in 96" lengths but can be factory cut and assembled based on project requirements.

Standard Options:

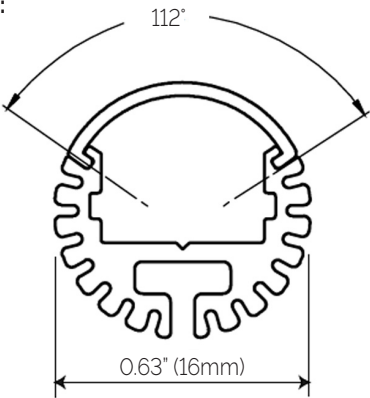
- Factory cut lengths to 1/8" Increments.
- Complete factory assembly with any Series LL2 LED Engines.
- 96" Power Leads

Custom Options:

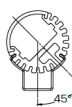
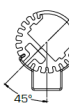
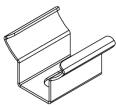
- Factory applied Magnet Strips "MAG"
- RAL Finishes available "RAL"
- Factory applied color filters (Rosco)



Cross Section:



Accessories:



Screw Clip "SC"

End Cap (Pair) #EC

Profile:

Standard finish is Anodized Aluminum

RAL Finishes available - Please specify Tiger Drylac #
Example RAL9010-WHITE

RAL Finishes are quoted on a per project basis

Lenses:

Clear - Allows for maximum LED efficiency. This should not be used in applications that are either direct view or where reflective surfaces would allow for LED imaging.

Frosted - Reduced LED Efficiency but shields LED diodes from reflective imaging. Do not use for direct view applications.

Opal - Maximum LED diffusion with a reduction in efficiency. Some tight pitch Series 2 LED's allow for direct view applications.

Lenses snap into the profile and can be easily changed at any time.

Ordering Information:

Model:	Length:	Lens:	Accessory:	Custom:
<input type="text"/>	<input type="text"/>	<input type="text"/>	<input type="text"/>	<input type="text"/>
BE2-5-S	96" CUSTOM	C CLEAR F FROSTED O OPAL	EC END CAP (PAIR) SC SCREW CLIP	MAG RAL ROSCO

Example: BE2-5-S-96"-F-EC-MAG-RAL#9010-WHITE-ROSCO#R08 PALE GOLD