

Details:

- Flexible and Dual Axis Bendable LED profile.
- Standard product is IP67 Rated for indoor and outdoor use.
- "Dot" Free


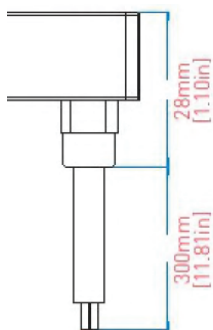
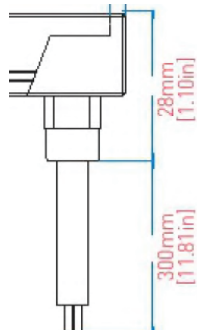
Features:

- Cut Segments in 1.97"
- Mounting via brackets, clips, straight or curved channel.
- Factory Cutting and Kiting Suggested.
- Power Leads and Connectors included at no charge.

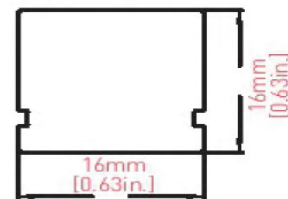
Lighting Features:

- 120° beam spread
- 50,000hr. Life (L70) Indoors and 36,000hr Outdoors
- 90CRI Standard
- TM-30 data available at www.conveylighting.com

Also available in Static White, RGB and Tunable White Options

**Feed Options:****"SIDE" Feed****"BACK" Feed****Specifications:**

Average Power Consumption	4w per Foot
Voltage	24v DC
Binning	3 step
Cut Increment	1.97"
Lumens @ 4000k / 90CRI	120lm/ft
Max. Connection	16.4'
IP Rating	IP67 Standard
Beam Angle	120 Degrees

Sectional**Ordering Information:**

Example:

FLEX2-4W-WD-18/30-24-S-

Model:



FLEX2-4W-WD

Warm Dim:



18/30 1800K-3000K
22/30 2200K-3000K

Voltage:



24 24v DC

Feed Type:



E End Feed
S Side Feed
B Back Feed

Mounting:



MC Clip
MB Bracket
MPS Profile Straight
MPF Profile Flexible

Mounting:

**"MC" Clip****"MB" Bracket****"MPS" Profile****"MPF" Profile**

Special CCT mixing available
ie: 1800k/3500k
Minimums may apply



LM-80

