

## Details:


- Flat Panel and Bendable LED Sheets for Backlighting Applications.  
Not Recommended for direct view applications.
- Flexible for various applications and field cuttable with scissors.
- LED Sections controllable via DMX in 12 LED Arrays

## Features:


- Cut Segments in 12 LED Increments.
- 3M (300LSE) yellow adhesive tape attached on backside, standard.
- Factory Cutting and Kiting Suggested.
- Power Leads and Connectors included at no charge.

## Lighting Features:

- 120° beam spread
- 50,000hr. Life (L70)
- 3 year warranty
- TM-30 data available at [www.conveylighting.com](http://www.conveylighting.com)



## Dimensions:



## Specifications:

Average Power Consumption	80w - 19'x9.5' Sheet (20w per color)
Voltage	24V/dc
Binning	3 step
Cut Increment	12 LED Sections
Height with XH Connector	0.31"
Max. Connection	240w / 10amp @ 24v
IP Rating	IP20 or IP54 Options
Beam Angle	120 Degrees

CCT	Lumen Output (lm/ft2.)
White Only	1120
Red Only	410
Green Only	920
Blue Only	210
All Colors Combined	2660


Data Based on IP20  
For IP54 reduce by  
0.79 Factor

## Ordering Information:

Example:  
SHEET-RGBW-DMX-30-80-IP20

Model:	CCT(White):	Wattage:	Rating:
<input type="text"/>	<input type="text"/>	<input type="text"/>	<input type="text"/>
<b>SHEET-RGBW-DMX</b>	<b>27</b> 2700K,90CRI <b>30</b> 3000K,90CRI <b>35</b> 3500K,90CRI <b>40</b> 4000K,90CRI	<b>80</b> 80w Per 19x9.5	<b>IP20</b> Dry Location <b>IP54</b> Damp Location

## Feed (Power) and Connector (Data)



## "XH" Connector for secure connections



Power Supply Data Sheet  
T-PSU-DMX (4 Channel)  
Universal Voltage 24v Driver with  
built in DMX Encoder.

**Standard White CCT  
is 3000k. Additional cost  
and leadtime for 27k, 35k and 40k.  
Consult Factory prior to specification.**

**LM-80**  
1 BIN/3-STEP