

**Details:**


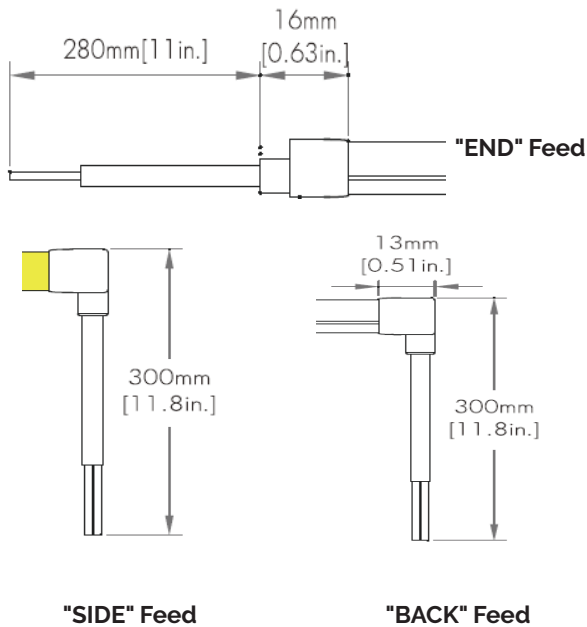
- Flexible and Dual Axis Bendable LED profile.
- Standard product is IP67 Rated for indoor and outdoor use.
- "Dot" Free

**Features:**

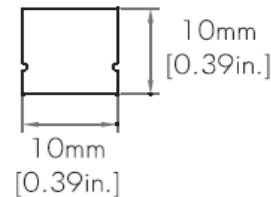
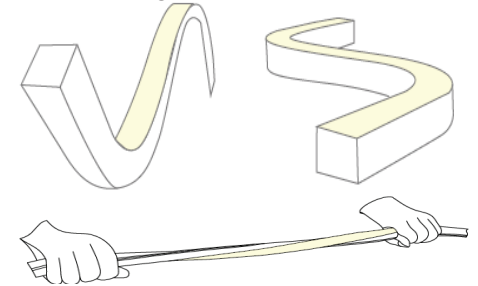
- Cut Segments in any length up to 32.8'
- Mounting via brackets, clips, straight or curved channel.
- Factory Cutting and Kiting Suggested but not necessary.
- Power Leads and Connectors included at no charge.

**Lighting Features:**

- 120° beam spread
- 50,000hr. Life (L70) Indoors and 36,000hr Outdoors
- 90CRI Standard
- TM-30 data available at [www.conveylighting.com](http://www.conveylighting.com)

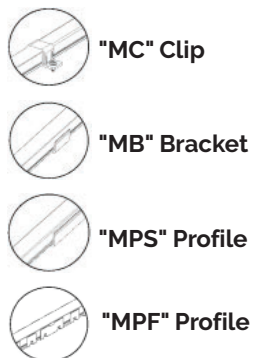
**Feed Options:****Specifications:**

Average Power Consumption	2.44w per Foot
Voltage	24v DC
Binning	3 step
Cut Increment	Any Length up to 32.8'
Lumens @ 4000k / 90CRI	137lm/ft
Max. Connection	32.8'
IP Rating	IP67 Standard
Beam Angle	120 Degrees

**Sectional****Dual Bending in one Product****Ordering Information:**

Example:  
FLEX1-3W-SW-30-24-E-MC

Model:	CCT(White):	Voltage:	Feed Type:	Mounting:
<input type="text"/>	<input type="text"/>	<input type="text"/>	<input type="text"/>	<input type="text"/>
<b>FLEX1-3W-SW</b>	<b>18</b> 1800K, 90CRI <b>22</b> 2200K, 90CRI <b>24</b> 2400K, 90CRI <b>27</b> 2700K, 90CRI <b>30</b> 3000K, 90CRI <b>35</b> 3500K, 90CRI <b>40</b> 4000K, 90CRI	<b>24</b> 24v DC	<b>E</b> End Feed <b>S</b> Side Feed <b>B</b> Back Feed	<b>MC</b> Clip <b>MB</b> Bracket <b>PS</b> Profile Straight <b>PF</b> Profile Flexible

**Mounting:**

Higher than 40k available as special order  
Minimum purchase may apply