

## Details:

- Versatile aluminum profile for use with Series LL2 LED Engines.
- Stocked in 96" lengths but can be factory cut and assembled based on project requirements.

## Standard Options:

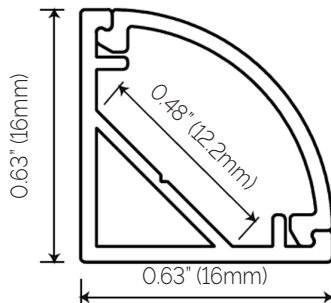
- Factory cut lengths to 1/8" Increments.
- Complete factory assembly with any Series LL2 LED Engines.
- 96" Power Leads

## Custom Options:

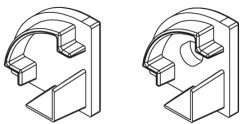
- Factory applied Magnet Strips "MAG"
- RAL Finishes available "RAL"
- Factory applied color filters (Rosco)



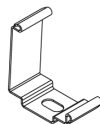
## Cross Section:



## Accessories:



End Cap (Pair) #EC



Screw Clip "SC"

## Profile:

Standard finish is Anodized Aluminum

RAL Finishes available - Please specify Tiger Drylac #  
Example RAL9010-WHITE

RAL Finishes are quoted on a per project basis

## Lenses:

**Clear** - Allows for maximum LED efficiency. This should not be used in applications that are either direct view or where reflective surfaces would allow for LED imaging.

**Frosted** - Reduced LED Efficiency but shields LED diodes from reflective imaging. Do not use for direct view applications.

**Opal** - Maximum LED diffusion with a reduction in efficiency. Some tight pitch Series 1 LED's allow for direct view applications.

Lenses snap into the profile and can be easily changed at any time.

## Ordering Information:

Model:	Length:	Lens:	Accessory:	Custom:
<input type="text"/>	<input type="text"/>	<input type="text"/>	<input type="text"/>	<input type="text"/>
<b>BE2-6-S</b>	<b>96"</b> <b>CUSTOM</b>	<b>C</b> CLEAR <b>F</b> FROSTED <b>O</b> OPAL	<b>EC</b> END CAP (PAIR) <b>SC</b> SCREW CLIP	<b>MAG</b> <b>RAL</b> <b>ROSCO</b>

Example: BE2-6-S-96"-F-EC-MAG-RAL#9010-WHITE-ROSCO#R08 PALE GOLD