

Details:


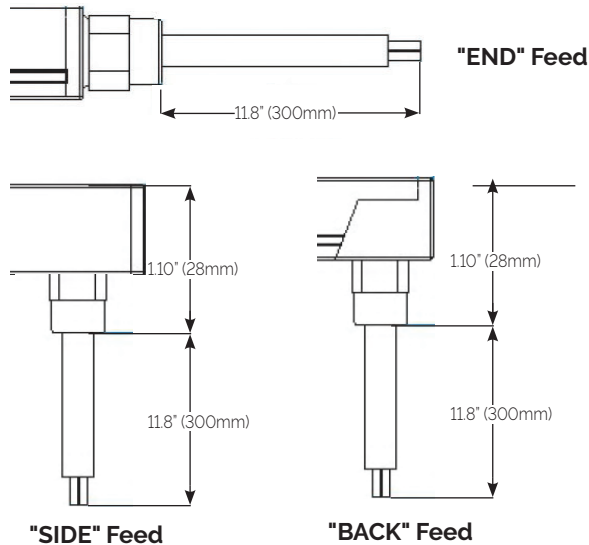
- Flexible and Dual Axis Bendable LED profile.
- Standard product is IP67 Rated for indoor and outdoor use.
- "Dot" Free

Features:

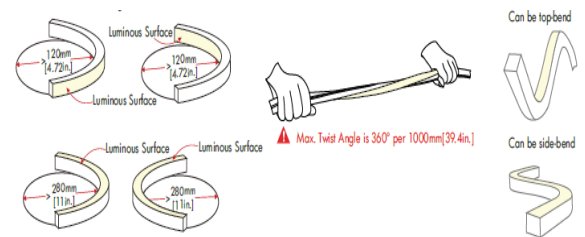
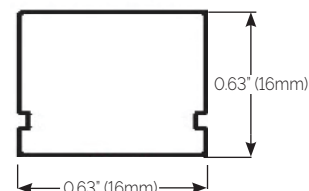
- Cut Segments in any length up to 16.4'
- Mounting via brackets, clips, straight or curved channel.
- Factory Cutting and Kiting Suggested.
- Power Leads and Connectors included at no charge.

Lighting Features:

- 120° beam spread
- 50,000hr. Life (L70) Indoors and 36,000hr Outdoors
- 90CRI Standard
- TM-30 data available at www.conveylighting.com

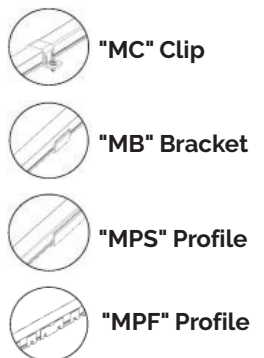
**Feed Options:****Specifications:**

| | |
|---------------------------|------------------------|
| Average Power Consumption | 4.7W per Foot |
| Voltage | 24V DC |
| Binning | 3 step |
| Cut Increment | Any Length up to 16.4' |
| Lumens @ 4000k / 90CRI | 459lm/ft |
| Max. Connection | 16.4' |
| IP Rating | IP67 Standard |
| Beam Angle | 120 Degrees |

Sectional View**Ordering Information:**

Example:
FLEX2-4.7HE-SW-30-24-E-MC

| Model: | CCT(White): | Voltage: | Feed Type: | Mounting: |
|-----------------------|--|----------------------|---|---|
| <input type="text"/> | <input type="text"/> | <input type="text"/> | <input type="text"/> | <input type="text"/> |
| FLEX2-4.7HE-SW | 18 1800K, 90CRI 22 2200K, 90CRI 24 2400K, 90CRI 27 2700K, 90CRI 30 3000K, 90CRI 35 3500K, 90CRI 40 4000K, 90CRI | 24 24V DC | E End Feed S Side Feed B Back Feed | MC Clip MB Bracket MPS Profile Straight MPF Profile Flexible |

Mounting:

Higher than 40k available as special order
Minimum purchase may apply